
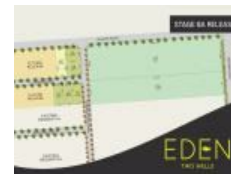



Lot 32 Jasmine Dr, Two Wells, SA 5501**\$268,500**

Residential Land

**Dream Big!**

This large 1,217sqm allotment with an extra deep 60.8m, provides you plenty of room to design and build your dream home on.

From the signature limestone entrance to its rows of leafy trees and welcoming open spaces, Eden is a rare opportunity to build the way you've always wanted to live. Find your harmony, build your own personal eden.

Huge blocks from 900sqm to 2 hectares.

Sales and Information Centre

Open Wednesday, Saturday & Sunday 1:00pm to 5:00pm

Main Street, Two Wells (Opposite the Bakery)

For further information contact Century 21 Special Projects (SA) on 08 8258 4222 or visit landdiscovery.com.au

Open for Inspection

By Appointment.

RLA 2140

Listed By

Greg Nybo

Phone: (08) 8258 4222

Deborah Thomas

Phone: (08) 8258 4222

Mobile: 0435 306 527

