




6/32-34 Ash Ave, Albion Park Rail, NSW 2527

Sold - 1/08/2018

Townhouse 3  1  1 



Easycare dual level layout

Perfectly appointed for those seeking low maintenance indoor/outdoor living, this spacious townhouse has been recently refreshed and is ready for immediate enjoyment. It is conveniently located, an easy walk to the Croome Road complex and across from acres of parkland with a choice of local schools surrounding.

Open for Inspection

By Appointment.

- Easycare dual level layout provides open living/dining area
- Private paved courtyard adjoining off of dining/kitchen
- Well appointed kitchen equipped with quality appliances
- Fresh paint boasting new floating floors on the bottom level
- Excellent opportunity for young families entering the market
- Internal access to lock-up garage a few steps to bus transport
- Minutes from shops, acres of parks and excellent sporting facilities

Listed By

Adam Martin
Phone: (02) 4296 4444
Mobile: 0408 411 723

Luke Collins

